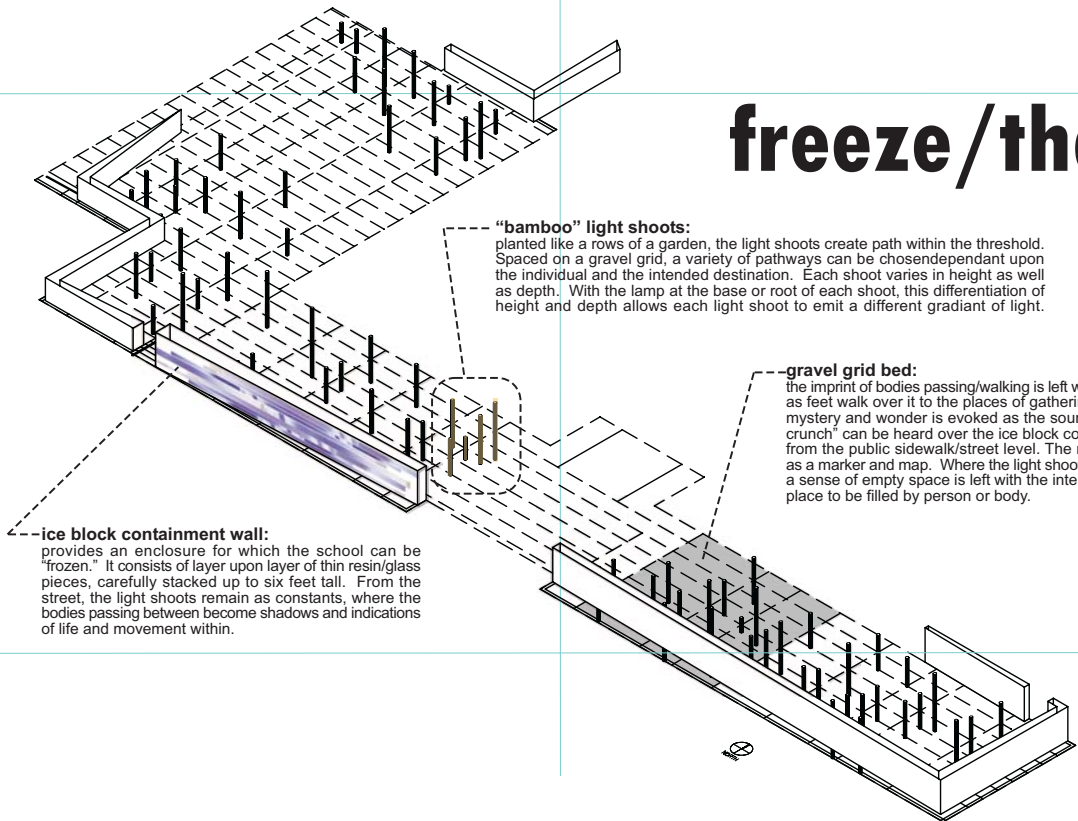


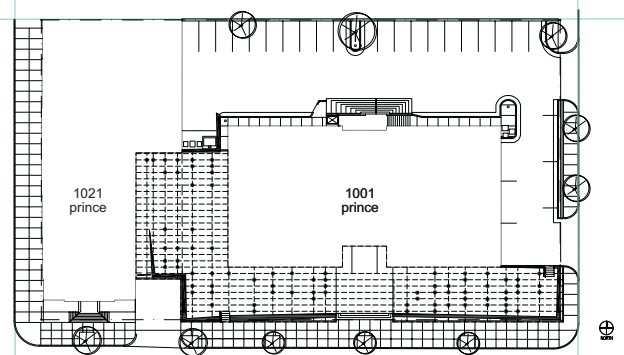
# freeze/thaw



**“bamboo” light shoots:**  
planted like a rows of a garden, the light shoots create path within the threshold. Spaced on a gravel grid, a variety of pathways can be chosen dependant upon the individual and the intended destination. Each shoot varies in height as well as depth. With the lamp at the base or root of each shoot, this differentiation of height and depth allows each light shoot to emit a different gradiant of light.

**gravel grid bed:**  
the imprint of bodies passing/walking is left within the gravel as feet walk over it to the places of gathering. A sense of mystery and wonder is evoked as the sounds of “crunch, crunch” can be heard over the ice block containment wall from the public sidewalk/street level. The metal grid acts as a marker and map. Where the light shoots do not occur, a sense of empty space is left with the intersecting grid, a place to be filled by person or body.

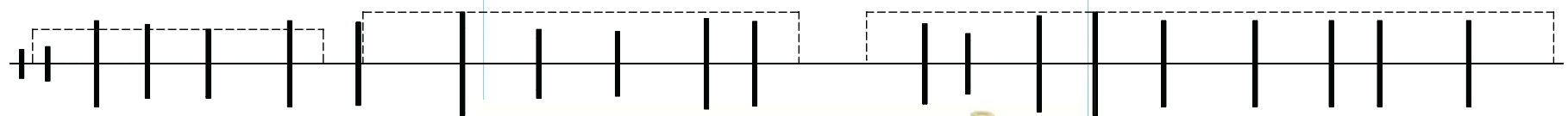
**ice block containment wall:**  
provides an enclosure for which the school can be “frozen.” It consists of layer upon layer of thin resin/glass pieces, carefully stacked up to six feet tall. From the street, the light shoots remain as constants, where the bodies passing between become shadows and indications of life and movement within.



**layer 1**  
*(elements: ice block containment wall)*  
A man who is frozen is suspended in time and removed from place as is known to him. Being contained within the ice block for a period of time, the process of melting begins. As the water is shed and the outer layers of skin appear, the man is transported to a new environment where he is exposed to new sights/sounds/smells, things which will enrich/change/mold his views of the world he lives and participates in. Likewise he brings elements of his past to this new world leaving a similar imprint of his presence.

**layer 2**  
*(elements: gravel grid bed, “bamboo” light shoots)*  
Threshold defines the place or point of beginning. It also defines between here and there. The entire court area, now at equal/even/flat level becomes a threshold thru which must be crossed/passed/encountered. A forest of bamboo-like resin pillars are planted in a grid bed of gravel. Each growth reaches a different vertical height above ground, and likewise penetrates the earth an equally different depth, much like the roots of a true garden. By each growing light shoot varying in height & depth, the light source, which is located at the very root, gradiates. The emptiness where the light does not grow, become moments for the person and body to fill/become grounded & rooted to this place. The threshold refuses a definitive path, its purpose is to act as a spatial crossing from one time/place to another.


**layer 3**  
*(elements: existing buildings, faculty/student body)*  
An elemental layer that cannot be predetermined and changes yearly by the mere makeup of the building and bodies itself. This combination of brick enclosing brain occurs in both old and new building, with the threshold of layer 2 acting as the unifier.



**layer 1**

**layer 2**

**layer 3**



+



+

